

LOCTITE[®] SI 5616[™]

February 2013

PRODUCT DESCRIPTION

LOCTITE[®] SI 5616[™] provides the following product characteristics:

Technology	Silicone
Chemical Type	Silicone
Appearance, Resin (Component A)	White paste ^{LMS}
Appearance, Hardener (Component B)	White paste ^{LMS}
Appearance (Mixture)	White
Components	Two component - requires mixing
Mix Ratio, by volume - Part A: Part B	2 : 1
Viscosity	Thixotropic
Cure	Room temperature cure and Atmospheric moisture
Application	Bonding and Sealing

LOCTITE[®] SI 5616[™] is a two part, fast cure silicone with excellent bond strength to glass, metals and Ceran[®]. LOCTITE[®] SI 5616[™] has excellent hot strength up to 180 °C with the capability to resist higher temperatures for short-term exposure. Typical applications include sealing/bonding glass stovetop assemblies, weld and rivet reduction in high temperature applications, and other high temperature bonding applications. LOCTITE[®] SI 5616[™] does not contain any carbon and could be used in special sealing/bonding applications for electronic devices.

TYPICAL PROPERTIES OF UNCURED MATERIAL

Part A:

Density @ 25 °C 1.1 to 1.4^{LMS}

Viscosity, Cone & Plate, mPa·s (cP):

PK 100, PK 1, 2° Cone @ 20 s⁻¹ 20,000 to 110,000

Flash Point - See MSDS

Part B:

Density @ 25 °C 1.55 to 1.75^{LMS}

Viscosity, Cone & Plate, mPa·s (cP):

Spindle CP20-2 Deg @ 20 s⁻¹ 10,000 to 70,000^{LMS}

Flash Point - See MSDS

Mixed:

Pot life , minutes 5

TYPICAL CURING PERFORMANCE

The mix of part A and part B initiates the reaction. There is a secondary cure with atmospheric moisture that promotes full cure over 7 days.

Skin Over Time

Skin over time is the time the surface of the adhesive forms a skin upon exposure to atmospheric moisture at 25 ± 2 °C, 50 ± 5% RH.

Skin Over Time, minutes 21

Fixture Time

Fixture time is defined as the time to develop a shear strength of 0.1 N/mm².

Fixture Time, ISO 4587, minutes 13

TYPICAL PROPERTIES OF CURED MATERIAL

Cured for 7 days @ 22 °C / 50% RH

Physical Properties:

Coefficient of Thermal Conductivity, ISO 8302, W/(m·K)	0.71
Coefficient of Thermal Expansion, K ⁻¹	280×10 ⁻⁶
Elongation, at break, ISO 527-3, %	200
Shore Hardness, ISO 868, Durometer A	30
Tensile Strength, ISO 527-3	N/mm ² 1.0 (psi) (145)
Tensile Modulus, ISO 37	N/mm ² 1.0 (psi) (145)

Electrical Properties:

Surface Resistivity, IEC 60093, Ω	46×10 ¹⁵
Volume Resistivity, IEC 60093, Ω·cm	210×10 ¹⁵

TYPICAL PERFORMANCE OF CURED MATERIAL

Adhesive Properties

Cured for 7 days @ 22 °C / 50% RH

Lap Shear Strength, ISO 4587:

Aluminum (Alclad)	N/mm ² 2.5 (psi) (365)
Mild steel (grit blasted)	N/mm ² 1.7 (psi) (250)
Stainless steel	N/mm ² 1.8 (psi) (260)
Copper	N/mm ² 2.2 (psi) (320)

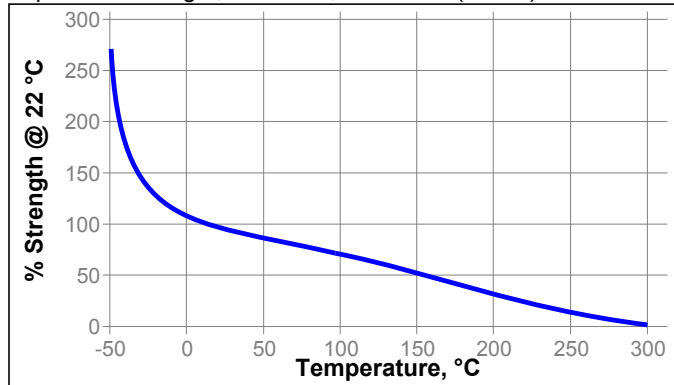
Brass	N/mm ²	1.8
	(psi)	(260)
Polycarbonate	N/mm ²	1.5
	(psi)	(220)
PVC	N/mm ²	1.5
	(psi)	(220)
Perspex	N/mm ²	0.4
	(psi)	(60)
PET	N/mm ²	1.4
	(psi)	(200)
Nylon 66	N/mm ²	1
	(psi)	(145)
GRP	N/mm ²	1.8
	(psi)	(260)
Wood (teak)	N/mm ²	1.3
	(psi)	(190)
EPDM	N/mm ²	0.1
	(psi)	(14)
ABS	N/mm ²	0.1
	(psi)	(14)

TYPICAL ENVIRONMENTAL RESISTANCE

Cured for 7 days @ 22 °C

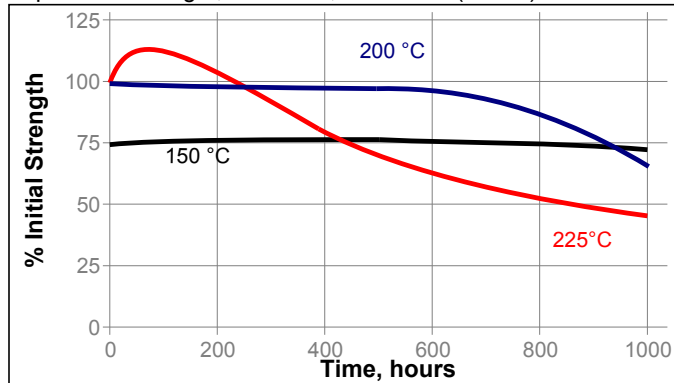
Hot Strength

Lap Shear Strength, ISO 4587, Aluminum (Alclad)

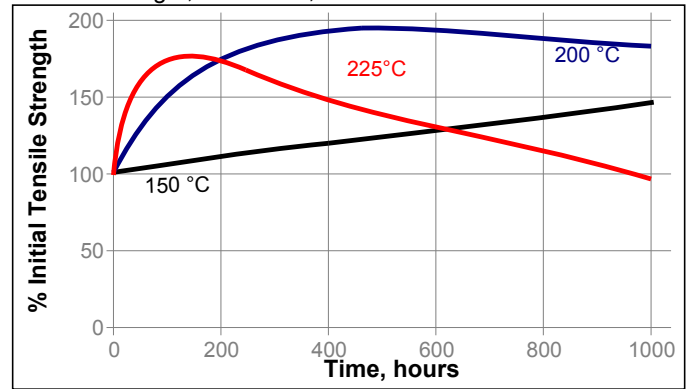


Heat Aging

Lap Shear Strength, ISO 4587, Aluminum (Alclad)



Tensile Strength, ISO 527-3,



Chemical/Solvent Resistance

Lap Shear Strength, ISO 4587, Aluminum (Alclad)

Environment	°C	% of initial strength		
		100 h	500 h	1000 h
5W30	150	55	95	50
IRM 902	150	85	130	70
Water/glycol	120	10	40	30
Water	60	70	100	70
Water	90	30	70	40

GENERAL INFORMATION

This product is not recommended for use in pure oxygen and/or oxygen rich systems and should not be selected as a sealant for chlorine or other strong oxidizing materials.

For safe handling information on this product, consult the Material Safety Data Sheet (MSDS).

Directions for use:

1. For best performance the mating surface should be clean and free of grease.
2. Best results are achieved utilizing a helix 8mm diameter, 24 element mix nozzle.
3. After dispense, mate parts immediately to ensure maximum bond strength.
4. **Dual Cartridges:** Insert the cartridge into the application gun and start the plunger into the cylinders using light pressure on the trigger. Next, remove the cartridge cap and expel a small amount of adhesive to be sure both sides are flowing evenly and freely. Attach the static mixing nozzle to the end of the cartridge and begin dispensing the adhesive. Purge and dispose of the first 3 - 5 cm from the end of the mix nozzle, as it may not be sufficiently mixed.

Bulk Containers: Utilize volumetric dispense system to ensure proper mix ratio and utilize mix nozzle to obtain adequate mixing.

Loctite Material Specification^{LMS}

LMS dated January 31, 2012 (Part A) and LMS dated January 31, 2012 (Part B). Test reports for each batch are available for the indicated properties. LMS test reports include selected QC test parameters considered appropriate to specifications for customer use. Additionally, comprehensive controls are in place to assure product quality and consistency. Special customer specification requirements may be coordinated through Henkel Loctite Quality.

Storage

Store product in the unopened container in a dry location. Storage information may be indicated on the product container labeling.

Optimal Storage: 8 °C to 21 °C. Storage below 8 °C or greater than 28 °C can adversely affect product properties.

Material removed from containers may be contaminated during use. Do not return product to the original container. Henkel Corporation cannot assume responsibility for product which has been contaminated or stored under conditions other than those previously indicated. If additional information is required, please contact your local Technical Service Center or Customer Service Representative.

Conversions

$(^{\circ}\text{C} \times 1.8) + 32 = ^{\circ}\text{F}$
 $\text{kV/mm} \times 25.4 = \text{V/mil}$
 $\text{mm} / 25.4 = \text{inches}$
 $\mu\text{m} / 25.4 = \text{mil}$
 $\text{N} \times 0.225 = \text{lb}$
 $\text{N/mm} \times 5.71 = \text{lb/in}$
 $\text{N/mm}^2 \times 145 = \text{psi}$
 $\text{MPa} \times 145 = \text{psi}$
 $\text{N}\cdot\text{m} \times 8.851 = \text{lb}\cdot\text{in}$
 $\text{N}\cdot\text{m} \times 0.738 = \text{lb}\cdot\text{ft}$
 $\text{N}\cdot\text{mm} \times 0.142 = \text{oz}\cdot\text{in}$
 $\text{mPa}\cdot\text{s} = \text{cP}$

Note

The data contained herein are furnished for information only and are believed to be reliable. We cannot assume responsibility for the results obtained by others over whose methods we have no control. It is the user's responsibility to determine suitability for the user's purpose of any production methods mentioned herein and to adopt such precautions as may be advisable for the protection of property and of persons against any hazards that may be involved in the handling and use thereof. In light of the foregoing, **Henkel Corporation specifically disclaims all warranties expressed or implied, including warranties of merchantability or fitness for a particular purpose, arising from sale or use of Henkel Corporation's products. Henkel Corporation specifically disclaims any liability for consequential or incidental damages of any kind, including lost profits.** The discussion herein of various processes or compositions is not to be interpreted as representation that they are free from domination of patents owned by others or as a license under any Henkel Corporation patents that may cover such processes or compositions. We recommend that each prospective user test his proposed application before repetitive use, using this data as a guide. This product may be covered by one or more United States or foreign patents or patent applications.

Trademark usage

Except as otherwise noted, all trademarks in this document are trademarks of Henkel Corporation in the U.S. and elsewhere. ® denotes a trademark registered in the U.S. Patent and Trademark Office.

Ceran® is a registered trademark of SCHOTT

Reference 0.2